

Solid Waste Management in Swansea

As of May 2017



The Recycle Program:

Replacement of Recycling Bins:

The recycling bin assigned to your home remains the property of the Village, and your responsibility to protect. Leaving your bin at the curb for a few days increases the likelihood of it being stolen. So take a few precautions and don't make your bin an easy target.

Should you move, leave your recycling bin at your current home, or it will be reported as stolen by the new owners or tenants. If you should find a recycling bin, notify the Police Department or Government Center. Each bin is numbered and assigned to a specific address. If a bin is found, its proper location can be quickly identified.

Recyclables are collected on *Monday, Tuesday, Thursday, or Friday* of each week. Place the recycling bin at the curb on the same day you place your trash out for collection. Recyclables need to be out by 6:00 a.m.

The Village of Swansea assigns one recycling bin per residence. Should you need more room there are a few options available to you:


1. You may take an old Rubbermaid type bin you may have, write recycling on the side and place it at the curb along with the green recycling bin.
2. You may put overflow items into paper grocery bags and stack them on top of or next to the green recycling bin. Do not place items in plastic bags. They will not be accepted.
3. *The recycling bin must be used.* The driver looks for the bright green container as an indication to stop at your house.

Questions about the Program:

If you have any general questions that were not answered by this brochure, call the Government Center at 234-0044. If you have questions about collections, schedules or service, call Republic Services at **656-6883**.

**Please, do not put recyclables in plastic bags.
Place in your green recycling bin, buy another bin or use a similar
container for any extras.**

Paper & Fibers



Recyclable Curbside

Newspapers, magazines, catalogs, phone books and paperback books. Corrugated cardboard, paper board (brown inside), bleach board (white inside), the cardboard tubes from rolls of paper towels, toilet paper, and wrapping paper, paper grocery bags.

Junk mail and envelopes, including window envelopes.

Office and school papers, file folders.

Guidelines

Cardboard boxes should be broken down or nested so they are more easily handled by the driver.

If it is raining on collection day, try to keep paper as dry as possible. Consider holding newspapers and papers back until the next week when it is not raining.

Not Recyclable Curbside

While the cardboard tubes are recyclable, the actual paper towels, napkins, tissue and similar paper products are not, because they are already made from recycled paper and their fibers are not strong enough to be recycled again.

Tyvek® envelopes (the kinds that can not be torn open) are not recyclable at Republic's facility.

Glass



Recyclable Curbside

All glass jars, bottles, containers, caps and lids, but reattach the caps and lids so they don't fall through the conveyor system - they will separate later in the recycling process.


Guidelines

Rinse or remove most food residue but glass containers do not need to be completely clean. For safety, place any broken glass in a cardboard box before putting out for recycling.

Not Recyclable Curbside

Pyrex® or ceramics. Window glass, mirrors and drinking glasses are made differently and that prevents them from being recycled.

Plastics & Cartons



Recyclable Curbside

All plastic containers - marked #1, #2, #3, #4, #5, & #7 and some #6, - and their lids, including bottles, jugs, cups, jars and other rigid plastics from food and household products.

All food & beverage cartons like milk, juice, broth cartons and juice boxes.

Guidelines

Rinse or remove most food residue but containers do not need to be completely clean. So for example, a peanut butter jar can still be recycled if it has some product remaining in it.

Reattach caps and lids so they don't fall through the conveyor system.

They separate later in the process.

Not Recyclable Curbside

6 polystyrene foam (*Styrofoam™*) like take out food containers and meat trays are not recyclable because they can retain some of the food or liquids they held.


Plastic cutlery also can not be recycled at Republic's facility because the items tend to fall through or jam up the conveyor system.

Plastic bags can not be recycled at Republic's facility because they tend to jam and stop the conveyor system.

Any container that held toxic or household hazardous waste, motor oil, or antifreeze.

**Please, do not put recyclables in plastic bags.
Place in your green recycling bin, buy another bin or use a similar
container for any extras.**

Metals



Recyclable Curbside

All aluminum or metal cans and containers, aluminum foil, aluminum pie plates, and aerosol cans. Jar lids and metal bottle caps, but reattach those to the jars and bottles so they don't fall through the conveyor system - they will separate later in the recycling process.

Guidelines

You do not need to remove paper labels.

Rinse or remove food residue as best you can but cans do not need to be completely free of food.

Not Recyclable Curbside

Cans of paint.

Other:

Other Items Specifically Not Recyclable Curbside

- **Wet waste, like paints, or other liquids:** these tend to break open in the collection truck and leak on Village streets. Use kitty litter to absorb and dry liquids, including latex paint, and then discard in your trash, or paint unused latex paints onto pieces of cardboard and allow it to dry before discarding the cardboard in your trash.
- **Clothing and shoes:** recycle through clothing pick ups or collection boxes.
- **Food wastes:** compost some with your compost pile.
- **Household Hazardous Waste:** save up for a drop off event, or take to a licensed vendor and pay for disposal in accordance with state laws.
- **Electronics:** take to an electronics recycler or a drop off event.
- **Wood:** see if organizations like Habitat for Humanity will accept and use.