

Solid Waste Management in Swansea

As of June, 2011



SWANSEA'S MUNICIPAL SOLID WASTE PROGRAM

General Information

In February of 1991, the Village of Swansea initiated a comprehensive solid waste management program in response to concerns about the affect of municipal solid waste upon our environment, and in response to goals established by the State of Illinois. The program is unique in its approach, and has been very successful in accomplishing what it is intended to do: divert solid waste from landfills, promote recycling, and increase the awareness of all Swansea residents about the problems associated with the disposal of solid waste. It is listed by the State of Illinois as a model for other communities. Here's why...

Since our program began, *over 34%* of our residential solid waste has been kept out of area landfills and either recycled or composted. This may be due, as an early survey indicated, to the fact that *over 90%* of Swansea households regularly recycle. You are not required to recycle if you don't want to, but you'll soon find that it saves you money. The following information should help you better understand the program and how it works.

Swansea's solid waste management program includes three components:

1. The collection and disposal of garbage or refuse;
2. The collection and processing of yard waste; and
3. The collection and processing of recyclable materials.

The major difference in Swansea's approach is how you pay for the service. Rather than receiving and paying a flat monthly, quarterly or annual bill for garbage service, you pay on a "per-unit" basis. Each time you place a bag or can of refuse or yard waste at the curb for collection, you attach a special sticker, that can be purchased at local retail outlets. When the Village's licensed trash hauler sees a sticker attached to your bag or can, they know you already paid for the collection and disposal of the contents.

Buying a new sticker every time you want to dispose of refuse or yard waste may sound expensive at first, but the average resident pays about 65% of what they paid for the service before the program began.

This program covers all residential property.

This includes one, two or three dwelling units on a single lot. In addition, some of the manufactured home parks have elected to come under the program. At this time, the program

does not serve other "non-participating" manufactured home parks, apartment buildings of four or more units, or commercial properties.

Allied Waste is the licensed collector for refuse, yard waste and recyclables.

Stickers for refuse are orange and marked with the Swansea logo.

They are about 1 1/2 inches wide and 8 inches long. Stickers for yard waste are the same size, only green. Both come with instructions on the reverse side and the name and toll-free telephone number of Allied Waste. You may also call 656-6883. Both types of stickers are sold in sheets of five (5).

Currently, stickers are available at the following locations in Swansea:

Don's Hardware

1454 Boul Avenue, Swansea, IL 62226

Phillip's 66 (formerly Mobil Cross Check)

2400 N. Illinois Street, Swansea, IL 62226

Schnuck's Super Center

2665 N. Illinois Street, Swansea, Illinois 62226

Swansea Government Center

1400 N. Illinois Street, Swansea, Illinois 62226

Bank of Edwardsville

3685 Sullivan Drive, Swansea, Illinois 62226

Most of these locations will keep stickers behind a service counter, so you may want to ask rather than look around the store shelves. If one or

more of these locations should be out of stickers, check with the Government Center at 234-0044. We are open Monday through Friday from 8:00 A.M. until 4:30 P.M. and have stickers in stock.

Holiday Schedules:

When a holiday falls on a your scheduled pickup day, your collection will be made on the *next day*.

Allied Waste observes New Year's Day, Memorial Day, Independence Day, Labor Day, Thanksgiving Day, and Christmas Day as holidays.

Watch the *Swansea Report* Calendar each month for any changes in schedule.

Items for collection must be placed at the street by at least 6:00 A.M. on the day of collection.

Place the recycling bin at the curb on the same day you place your garbage out for collection. The paper bags with fiber-based products can be stacked on top of the bin or next to it. **The bin must be used.** The driver looks for the bright green container as an indication to stop at your house. Recyclables need to be out by 6:00 A.M. Refuse cans are not to be placed at the street earlier than 7:00 P.M. the night before collection is scheduled, and are to be removed by 7:00 P.M. on the day collection is made.

You are limited by both volume and weight.

One sticker is good for each container no larger than 33 gallons in size and weighing no more than 50 pounds in weight of refuse or yard waste. Wet grass clippings may weigh a lot more than 50 pounds if you completely fill a 33 gallon can. **Allied Waste will not be required to collect any can or bag which exceeds either the weight or volume limit allowed for one sticker.**

As of May 1, 2011, refuse and yard waste stickers are \$13.65 for a sheet of five stickers.

◆ Garbage and Refuse Information

Refuse and garbage are collected on *Monday, Tuesday, Thursday, or Friday* of each week, depending on what part of the Village you reside in. You may contact the Government center for

more information.

Special Collections for Larger Items:

Please call Allied Waste at 656-6883 to schedule a pick up. Ensure stickers are clearly visible and attached to each item.

If it doesn't fit in a bag or can, just use extra stickers. You will need either 3 stickers or 7 stickers depending upon the item.

Three stickers are required for each large, non-appliance item. This includes sofas, mattresses, other furniture, televisions, and rolls of carpet. A large item also includes one box or bundle of construction or remodeling debris, which does not exceed one cubic yard (3'x3'x3') in volume.

Seven (7) stickers are required for appliances. This includes refrigerators, freezers, room air conditioners, central air conditioning units, dehumidifiers, washers and dryers, stoves, microwave ovens, dishwashers, and hot water heaters. **Please call Allied Waste at 656-6883 to schedule the pick up. Make sure the stickers are clearly visible and attached to each item.**

There is one exception: If you have a four foot fluorescent bulb to dispose of, **please call Allied Waste at 656-6883 for proper disposal instructions.**

◆ Yard Waste Information

Yard waste collection is made throughout the Village on *Wednesdays* only between April 1st and December 31st of each year.

Yard waste stickers are sold at the same locations that sell refuse stickers.

If you need to dispose of leaves, grass clippings, garden waste, or tree branches up to 3" in diameter, you can buy a standard paper yard waste bag, fill it and attach a sticker, or you can simply place yard waste in a 33-gallon trash can, attaching the sticker to the handle.

You can also bundle brush or limbs and tie them, provided the bundle does not exceed 3 feet in diameter and 4 feet in length, then attach a sticker to the twine. All yard waste items need to be placed at the curb by 6:00 A.M. on



Wednesday for collection.

Other options for high-volume yard waste disposal:

There is an option for residents who generate a lot of yard waste. For \$4.00 per month (minimum 3 months) you can rent a 90-gallon yard waste "toter" from Allied Waste. This is a plastic wheeled cart which is specially designed to be picked up and emptied by an automated truck. That means it can lift more weight than a person would be able to handle manually.

If you generate a lot of yard waste and don't want to be limited by weight, you may find it beneficial to rent one of these containers and use it to put your yard waste in for collection. In addition, it only takes **two yard waste stickers per pick up to "pay"** for collection with a rented toter which is less than if you put the same amount into several smaller containers. Toters are not required, but the option may benefit some residents.

◆ Recycling Information

Recyclables are collected on *Monday, Tuesday, Thursday, or Friday* of each week, depending on what part of the Village you reside in. You may contact the Government center for more information.

Place the recycling bin at the curb on the same day you place your garbage out for collection. The paper bags with fiber-based products can be stacked on top of the bin or next to it. ***The bin must be used.*** The driver looks for the bright green container as an indication to stop at your house. Recyclables need to be out by 6:00 A.M.

Recycling in rainy weather:

Rain obviously won't hurt glass or metal cans, but if newspapers get wet, they may not be accepted. Crews know that wet newsprint can be rejected when they take it in for recycling. They then get caught in the middle, having collected the paper for recycling, yet unable to get someone to accept it.

Don't put out newspapers if it's going to rain on collection day. If there's only a chance that a thunderstorm will pop up while you are away from home, you might try covering your

recycling bin with plastic when you put it out. That may help protect the papers. Or you can save newspapers until you are fairly sure the weather is going to stay nice all day. If papers do get damp, you can try to let them dry out. Allied Waste will pick them up at a later date if they dry sufficiently.

Replacement of Recycling Bins:

The recycling bin assigned to your home remains the property of the Village, and your responsibility to protect. Leaving your bin at the curb for a few days probably increases the likelihood of it being stolen. So take a few precautions and don't make your bin an easy target.

Should you move, leave your recycling bin at your current home, or it will be reported as stolen by the new owners or tenants. If you should find a recycling bin, notify the Police Department or Government Center. Each bin is numbered and each number assigned to a specific address. If a bin is found, its proper location can be quickly identified.

◆ Leaf Burning

Limited leaf burning is permitted in the Village of Swansea on Wednesdays and Saturdays between 11 a.m. and 4:00 p.m. from:

April 1st - June 15th
October 1st - November 30th

◆ Bonfire Regulations

Bonfires are permitted year 'round without a permit as long as you follow these rules: You may **ONLY** burn firewood. No leaves, 2 x 4's, and/or trash is permitted. The size of the fire can not exceed 4'x4'x4'.

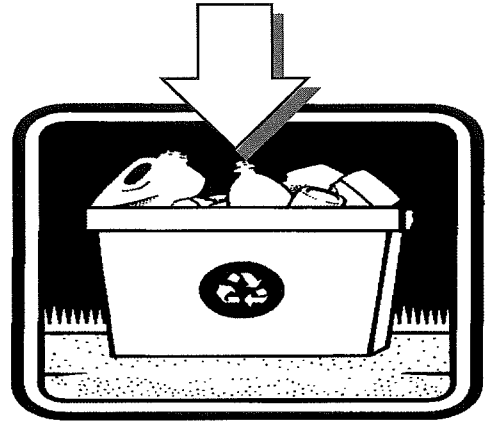
Questions about the Program:












If you have any general questions that were not answered by this brochure, call the Government Center at 234-0044. If you have questions about collections, schedules or service, call Allied Waste at **656-6883**.



Containers

The items listed below can be mixed together in your green recycling bin and placed at the curb every week for collection.

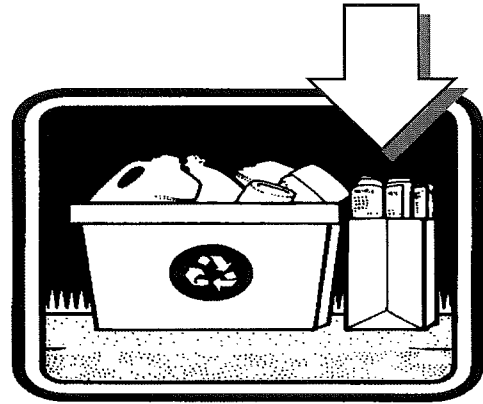

















<p>Metal Cans</p>  <ul style="list-style-type: none"> Rinse or clean thoroughly, removing all food residue Remove paper labels and discard Place into recycling bin with other containers 	<p>Accepted </p> <ul style="list-style-type: none"> Aluminum cans Steel (tin) cans Bi-metal cans Clean Aluminum foil Aluminum pie plates 	<p>Not </p> <ul style="list-style-type: none"> Cans with food residue Paint cans Aerosol cans Lids which are not all metal
<p>Glass Bottles & Jars</p>  <ul style="list-style-type: none"> Rinse or clean thoroughly, removing all food residue Remove lids and discard You do not need to remove labels or metal rings around the necks of bottles Place into recycling bin with other containers 	<p>Accepted </p> <ul style="list-style-type: none"> Green, brown & clear glass bottles Green, brown & clear glass jars 	<p>Not </p> <ul style="list-style-type: none"> Bottles or jars with food residue Window glass Mirrors Drinking glasses
<p>Plastics</p>  <ul style="list-style-type: none"> Rinse or clean thoroughly, removing all residue, especially from detergent & chemical bottles Discard caps but you do not need to remove labels Place into recycling bin with other containers 	<p>Accepted </p> <p>ALL </p> <ul style="list-style-type: none"> 1 PETE: Such as soda, cooking oil & liquor bottles, 2 HDPE: Milk, water & juice jugs, bleach & detergent bottles. 3 V: Clear food and non-food packaging, medical tubing, wire and cable insulation, film and sheet, construction products such as pipes, fittings, siding, floor tiles, carpet backing and 4 LDPE: Dry cleaning, bread & frozen food bags, squeezable bottles, e.g. honey, mustard. 5 PP: Catsup bottles, yogurt containers & 7 OTHER: 3 & 5 gallon reusable water bottles, some citrus juice & catsup bottles. 	<p>Not </p> <p>6 PS </p> <ul style="list-style-type: none"> Compact disc jackets, food service applications, grocery store meat trays, egg cartons, aspirin bottles, cups, plates, and cutlery Any plastic bottles or container which is not thoroughly cleaned. Motor oil or antifreeze containers.



Fiber Products

The items listed below will also be collected curbside every week. Stack next to or on top of your recycling bin. It's free as well!



<p>Newspapers</p> 	<ul style="list-style-type: none"> Remove and discard any plastic bags used in delivery Protect from rain; newspapers should not get wet Sort into a paper grocery bag and stack next to or on top of recycling bin 	<p>Accepted </p> <ul style="list-style-type: none"> Newspapers Inserts that come with newspapers 	<p>Not </p> <ul style="list-style-type: none"> Newspapers in plastic bags
<p>Cardboard</p> 	<ul style="list-style-type: none"> Flatten all cardboard boxes Cut into pieces and place into a paper grocery bag. Stack bag next to or on top of recycling bin Or stack a pile of cardboard sheets no larger than 2 feet by 3 feet and place under recycling bin 	<p>Accepted </p> <ul style="list-style-type: none"> Corrugated (wavy) cardboard Paper grocery sacks 	<p>Not </p> <ul style="list-style-type: none"> Any cardboard which is wax coated or contaminated with oil, chemicals, or food residue (like pizza) Styrofoam packing
<p>Paper, white</p> 	<ul style="list-style-type: none"> Remove post-it notes and any other attachments (staples are ok) Sort into a paper grocery bag and place next to or on top of recycling bin 	<p>Accepted </p> <ul style="list-style-type: none"> Computer paper White bond paper and Letterhead Window envelopes and Most junk mail Paper in any color other than white Notebook paper and school papers 	<p>Not </p>
<p>Magazines & Books</p> 	<ul style="list-style-type: none"> Sort into a paper grocery bag and place next to or on top of recycling bin 	<p>Accepted </p> <ul style="list-style-type: none"> Magazines printed on "slick" paper Catalogs printed on "slick" paper Paperback books Phone books (watch for annual phone book recycling events when new books are delivered) 	<p>Not </p>
<p>Paperboard</p> 	<ul style="list-style-type: none"> Remove and discard any inner bag, plastic viewing window, or outside shrink wrap Sort into a paper grocery bag and place next to or on top of recycling bin 	<p>Accepted </p> <ul style="list-style-type: none"> Paperboard includes cereal boxes & tissue boxes (grey or brown inside) Bleach board (includes toothpaste and medicine boxes) 	<p>Not </p> <ul style="list-style-type: none"> Any paperboard with a wax coating or contaminated with food residue.

